

Scaled data based on original data using
LM-79-08 Approved Method: Electrical and Photometric Measurements of Solid-
State Lighting Products

Test Report Prepared for
Cooper Lighting Solutions
(formerly Eaton)

Brand: McGRAW-EDISON

Report Number: P386819

Luminaire Tested: **GWC-SA2C-730-U-T3**

Issue Date: 3/3/2020

Test Information

Test Method: LM-79-08
Report Number: P386819
TEST IS SCALED FROM IESNA LM-79-08 TEST DATA (G2-1903-205-14)
Test Lab: INNOVATION CENTER
Issue Date: 3/3/2020
Manufacturer: COOPER LIGHTING SOLUTIONS (FORMERLY EATON)
Product Line: MCGRAW-EDISON
Catalog Number: GWC-SA2C-730-U-T3
Description: GALLEON WALL LUMINAIRE
(2) 70 CRI, 3000K, 1050mA LIGHTSQUARES WITH 16 LEDS EACH AND TYPE III OPTICS
Light Source: -
Ballast/Driver: ELECTRONIC DRIVER

Summary

Lumens per Lamp: N/A
Luminaire Lumens: 13446 lumens
Efficiency: N/A
Efficacy: 119.0 lumens/watt
Luminous Opening: Rectangular (W 1' x L: 0.5' x H: 0')
IES Classification: Type III - Short
BUG Rating: B2 - U0 - G2

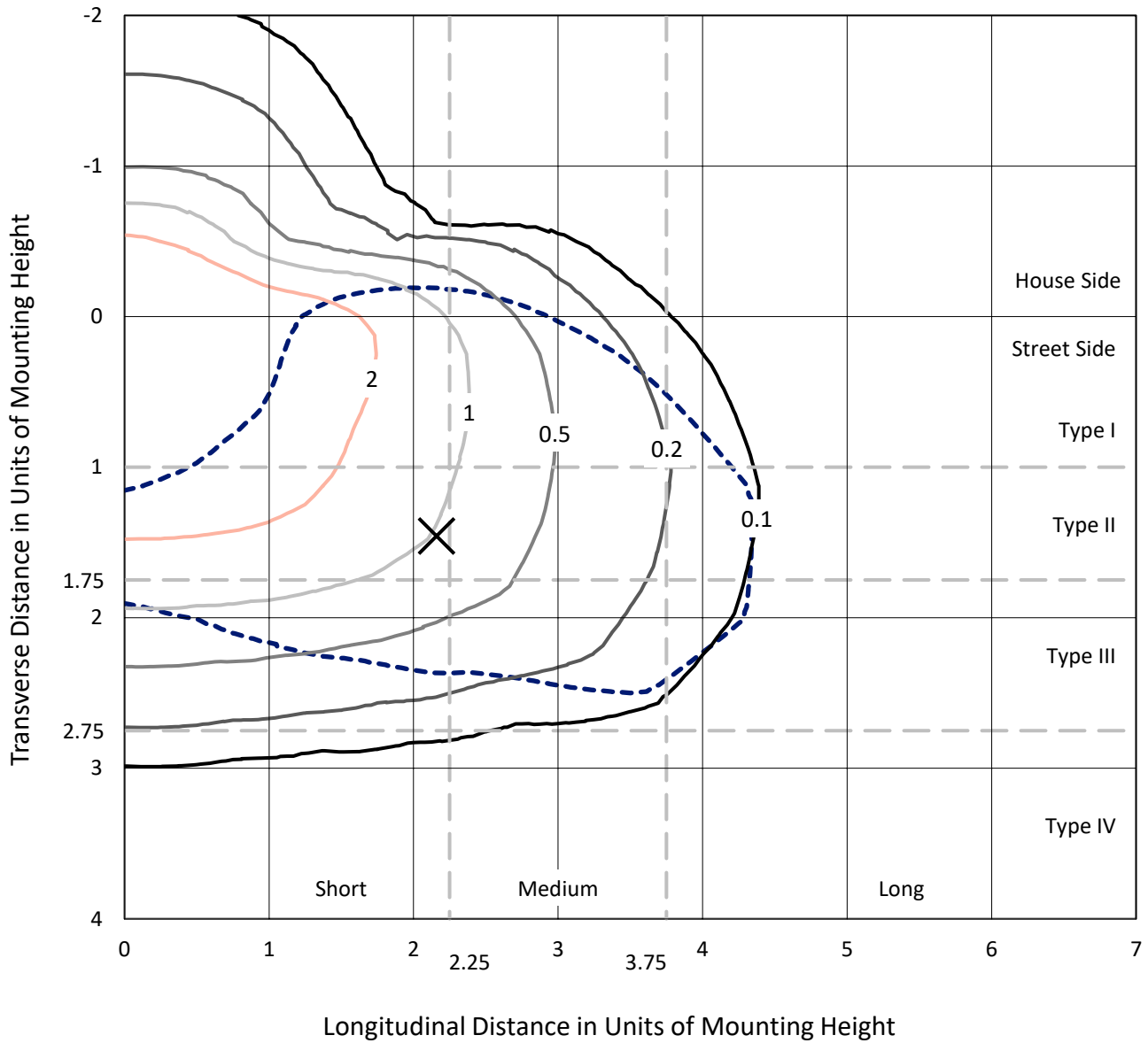
Input Watts (W): 113
Input Voltage (V): NR
Input Current (Ain): NR
Voltage Rise (V): NR
Power Factor: NR
Total Harmonic Distortion (THDi): NR
Frequency (hertz): 60
Stabilization Time: NR
Operation Time: NR
Ambient Temperature (°C): NR
Test Distance: 24 FT



REPORT NUMBER: P386819
 CATALOG NUMBER: GWC-SA2C-730-U-T3

Iso-Footcandle Lines of Horizontal Illumination

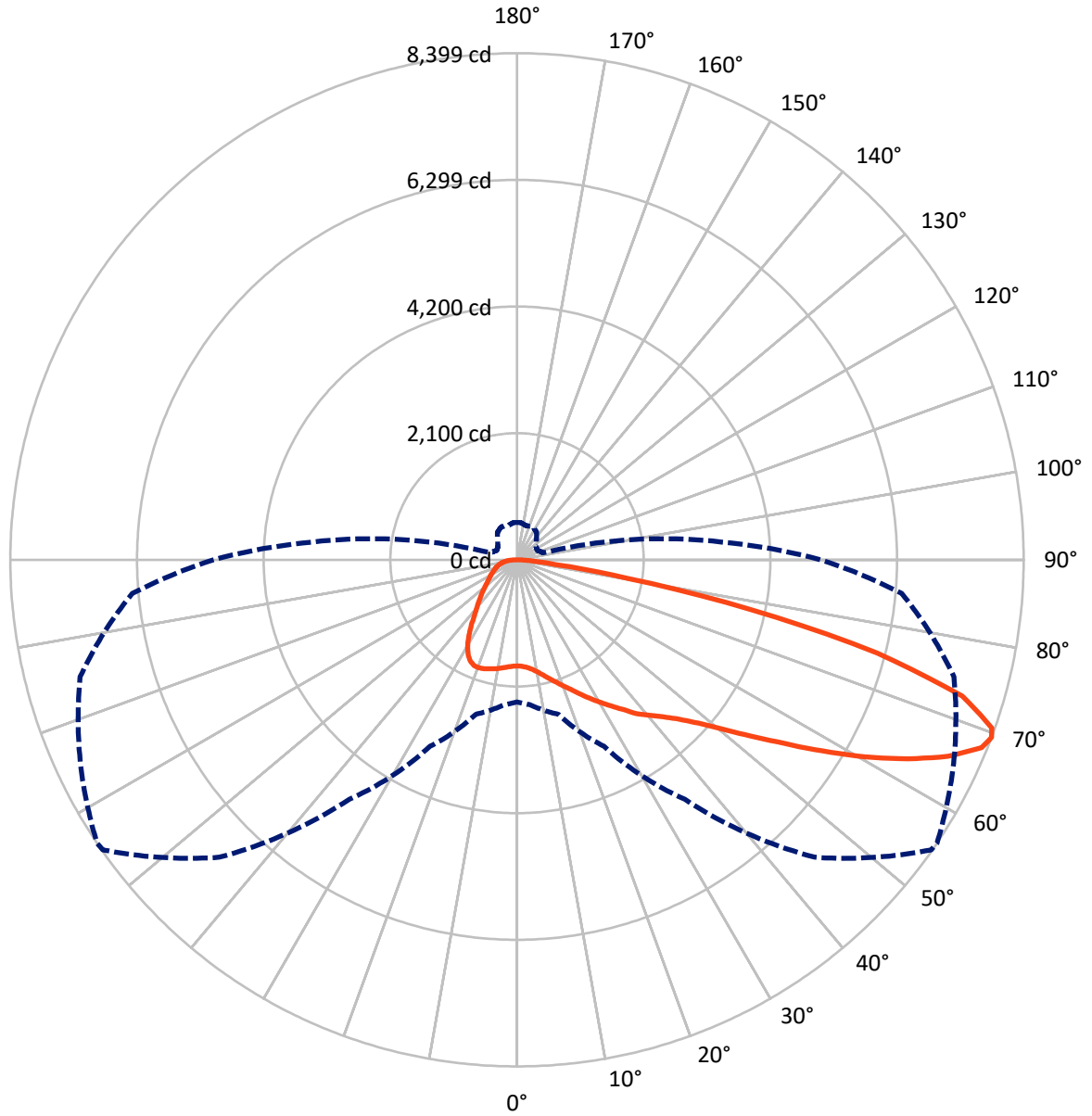
✕ Max cd
 - - - 1/2 Max cd



Based on 20 foot mounting height. Maximum calculated value = 4.8 fc
 Type III - Short - N/A

REPORT NUMBER: P386819
CATALOG NUMBER: GWC-SA2C-730-U-T3

Luminous Intensity Polar Plot



— Vertical Plane Through 56-Deg Lateral - - - Horizontal Cone Through 69-Deg Vertical

REPORT NUMBER: P386819

CATALOG NUMBER: GWC-SA2C-730-U-T3

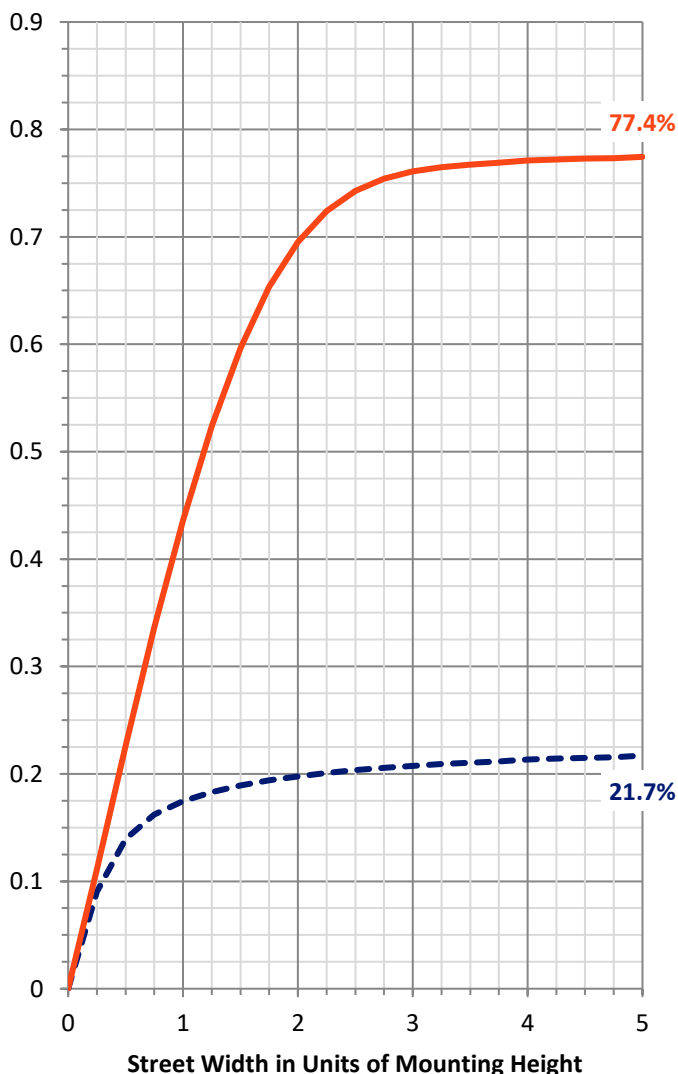
FLUX DISTRIBUTION:

		Downward	Upward	Total
House Side	Lumens	2994.4	0.0	2994.4
	% Fixture	22.3	0.0	22.3
Street Side	Lumens	10451.6	0.0	10451.6
	% Fixture	77.7	0.0	77.7
Total	Lumens	13446.0	0.0	13446.0
	% Fixture	100.0	0.0	100.0

ZONAL LUMENS:

Zone	Lumens	% Fixture
0°-10°	172.6	1.3
10°-20°	555.2	4.1
20°-30°	969.1	7.2
30°-40°	1392.1	10.4
40°-50°	1926.6	14.3
50°-60°	2822.7	21.0
60°-70°	3441.4	25.6
70°-80°	1902.7	14.2
80°-90°	263.5	2.0
90°-100°	0.0	0.0
100°-110°	0.0	0.0
110°-120°	0.0	0.0
120°-130°	0.0	0.0
130°-140°	0.0	0.0
140°-150°	0.0	0.0
150°-160°	0.0	0.0
160°-170°	0.0	0.0
170°-180°	0.0	0.0
0°-90°	13446.0	100.0
0°-180°	13446.0	100.0

Coefficient of Utilization



REPORT NUMBER: P386819

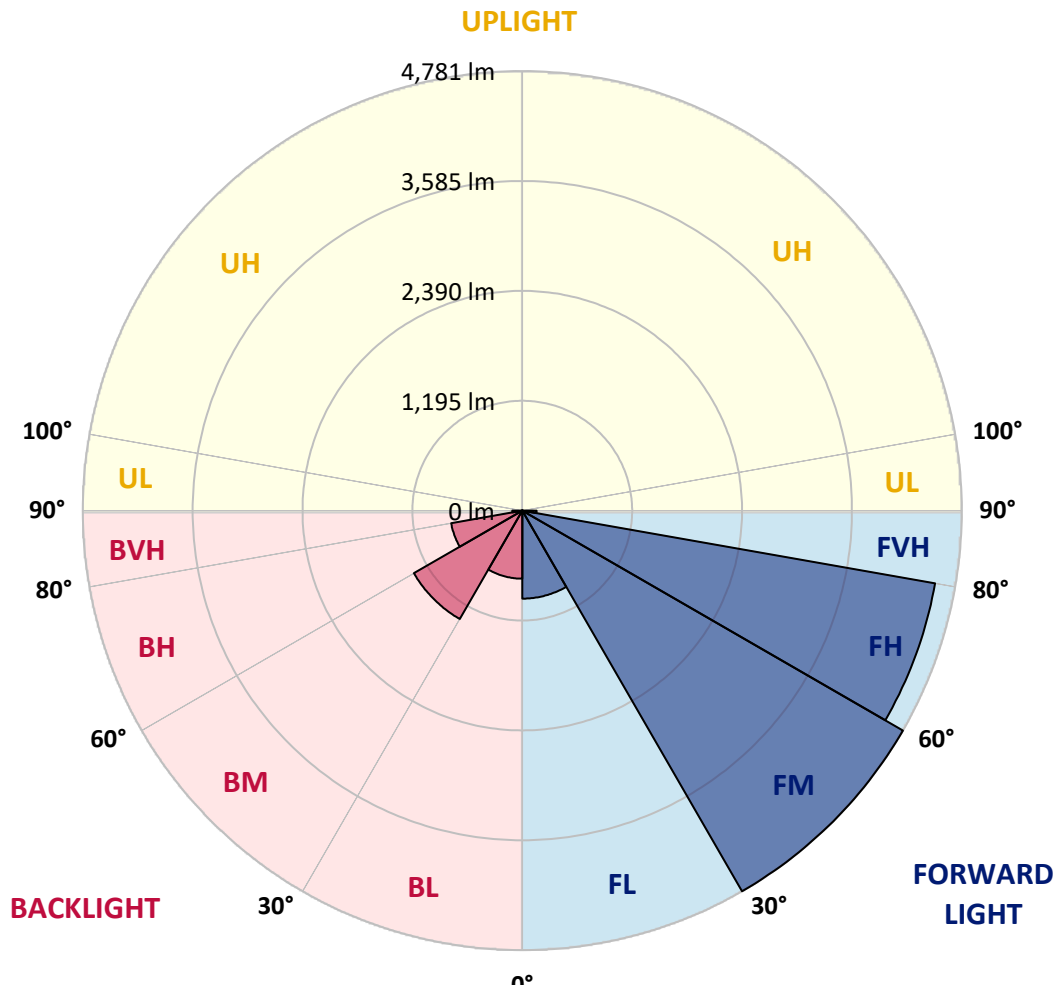
CATALOG NUMBER: GWC-SA2C-730-U-T3

LUMINAIRE CLASSIFICATION SYSTEM LUMEN TABLE AND BUG RATING:

Zone	Lumens	% Fixture	Zone Rating/Lumen Limit		
			B	U	G
FL (0°-30°)	957.0	7.1			
FM (30°-60°)	4780.6	35.6			
FH (60°-80°)	4558.9	33.9			G2/5000
FVH (80°-90°)	155.2	1.2			G2/225
BL (0°-30°)	740.0	5.5	B2/1000		
BM (30°-60°)	1360.9	10.1	B2/2500		
BH (60°-80°)	785.2	5.8	B2/1000		G2/1000
BVH (80°-90°)	108.3	0.8			G2/225
UL (90°-100°)	0.0	0.0		U0/0	
UH (100°-180°)	0.0	0.0		U0/0	

BUG Rating: B2-U0-G2

Type III Short





REPORT NUMBER: P386819

CATALOG NUMBER: GWC-SA2C-730-U-T3

CANDELA DISTRIBUTION (FULL):

	0°	5°	15°	25°	35°	45°	55°	56°	65°	75°	85°
0°	1757.9	1757.9	1757.9	1757.9	1757.9	1757.9	1757.9	1757.9	1757.9	1757.9	1757.9
2.5°	1769.0	1770.8	1769.4	1773.1	1769.0	1771.8	1769.4	1769.4	1768.1	1763.9	1759.3
5°	1796.8	1800.5	1798.2	1801.9	1796.8	1797.7	1793.5	1793.5	1789.4	1780.6	1771.3
7.5°	1840.3	1844.5	1842.6	1846.3	1839.4	1839.4	1833.8	1833.4	1825.0	1810.7	1800.0
10°	1892.2	1897.7	1895.9	1901.5	1895.9	1897.7	1892.2	1892.2	1881.1	1860.7	1847.3
12.5°	1967.7	1974.6	1969.5	1969.1	1966.8	1970.5	1965.8	1964.9	1954.7	1926.9	1908.4
15°	2068.7	2076.1	2065.4	2064.5	2051.5	2050.1	2050.1	2048.8	2042.3	2008.9	1978.3
17.5°	2184.9	2187.3	2178.0	2163.2	2146.5	2135.8	2134.4	2138.2	2138.2	2099.2	2050.6
20°	2298.9	2303.1	2295.6	2279.0	2257.7	2241.9	2230.8	2238.2	2237.7	2191.4	2122.4
22.5°	2423.0	2432.8	2421.6	2400.3	2375.3	2357.7	2338.3	2344.7	2345.2	2288.2	2192.8
25°	2583.8	2575.0	2568.0	2537.9	2502.2	2484.2	2466.1	2472.6	2470.7	2392.5	2265.5
27.5°	2726.0	2727.8	2718.5	2686.6	2645.4	2605.5	2604.6	2608.8	2601.8	2500.8	2334.1
30°	2891.3	2892.3	2879.3	2850.6	2805.6	2754.2	2742.2	2749.1	2734.3	2603.7	2406.3
32.5°	3055.8	3060.4	3046.0	3011.3	2975.2	2912.6	2888.5	2893.2	2856.1	2708.8	2480.9
35°	3199.8	3206.3	3201.7	3178.5	3139.1	3085.4	3056.7	3053.9	3008.1	2837.6	2579.6
37.5°	3346.7	3352.7	3347.6	3328.1	3312.4	3255.4	3240.1	3240.1	3160.4	2969.1	2705.1
40°	3497.7	3506.9	3500.9	3474.0	3460.6	3434.7	3398.1	3389.3	3303.1	3127.1	2909.9
42.5°	3638.0	3650.1	3674.1	3658.4	3631.1	3634.8	3561.1	3556.5	3493.5	3360.6	3166.9
45°	3837.2	3854.8	3895.6	3883.5	3878.0	3857.6	3770.0	3765.9	3741.8	3674.6	3486.1
47.5°	4054.4	4078.5	4152.2	4154.5	4214.2	4175.8	4056.7	4042.4	4047.9	4050.7	3875.6
50°	4254.5	4280.9	4401.8	4458.8	4599.6	4608.0	4417.6	4404.6	4426.4	4490.3	4329.6
52.5°	4414.3	4447.7	4598.7	4774.7	5016.0	5084.6	4861.8	4852.1	4868.3	4978.5	4842.8
55°	4531.5	4567.7	4732.1	5052.6	5438.0	5558.9	5373.2	5363.9	5374.1	5514.5	5401.0
57.5°	4558.9	4567.7	4806.2	5239.8	5794.2	6084.7	5999.0	5980.4	5930.4	6052.7	6017.0
60°	4430.6	4465.8	4745.1	5305.5	6069.8	6603.0	6653.0	6629.8	6489.5	6589.6	6560.8
62.5°	4170.2	4233.2	4516.7	5205.5	6177.8	7026.4	7294.5	7266.8	7025.0	7089.8	6951.8
65°	3745.0	3771.9	4069.7	4860.4	6040.7	7297.3	7866.6	7852.7	7548.4	7446.9	7024.0
67.5°	2984.4	3034.9	3287.8	4139.2	5479.7	7265.4	8309.0	8307.6	7890.2	7579.4	6767.9
69°	2357.7	2410.1	2650.9	3409.7	4848.8	6973.1	8383.1	8399.3	7986.6	7498.8	6402.0
70°	1879.7	1940.4	2105.7	2871.9	4288.8	6587.7	8321.5	8350.7	7968.0	7365.9	6064.3
72.5°	800.0	849.1	966.7	1480.4	2613.9	4919.2	7608.6	7718.8	7538.7	6741.5	5011.9
75°	349.3	364.5	417.8	603.6	1160.3	2677.3	5960.5	6164.3	6446.0	5698.3	3733.4
77.5°	255.7	262.2	291.4	354.4	520.6	1011.2	3833.0	3951.6	4648.7	4146.6	2290.1
80°	197.8	202.4	225.1	260.3	340.0	409.0	1748.1	1850.0	2613.9	2129.8	953.7
82.5°	157.5	160.7	176.5	191.8	234.8	247.8	580.4	643.9	964.9	588.3	252.4
85°	146.4	150.1	155.6	139.9	150.5	145.4	251.1	262.6	291.4	231.1	105.6
87.5°	66.2	78.3	154.2	108.9	80.1	63.9	102.8	107.5	120.9	121.4	46.8
90°	0.0	0.0	0.0	0.0	0.0	0.0	0.0	0.0	0.0	0.0	0.0



REPORT NUMBER: P386819

CATALOG NUMBER: GWC-SA2C-730-U-T3

CANDELA DISTRIBUTION (continued):

	90°	95°	105°	115°	125°	135°	145°	155°	165°	175°	180°
0°	1757.9	1757.9	1757.9	1757.9	1757.9	1757.9	1757.9	1757.9	1757.9	1757.9	1757.9
2.5°	1762.0	1760.6	1763.0	1757.4	1764.3	1763.9	1761.6	1762.5	1767.1	1766.7	1767.1
5°	1772.7	1771.8	1774.5	1770.4	1778.7	1781.5	1781.9	1786.1	1791.2	1792.6	1792.6
7.5°	1799.6	1799.6	1800.9	1795.4	1800.9	1800.5	1798.2	1802.3	1807.4	1807.9	1807.4
10°	1845.9	1846.3	1844.0	1829.7	1825.0	1812.5	1800.9	1801.4	1807.9	1813.0	1814.4
12.5°	1904.2	1902.4	1892.2	1865.8	1846.3	1820.9	1808.8	1808.4	1814.8	1819.0	1820.4
15°	1970.9	1965.8	1939.4	1896.4	1862.1	1837.1	1817.6	1813.0	1809.3	1804.6	1805.1
17.5°	2033.9	2022.4	1978.3	1918.6	1882.5	1849.1	1811.6	1781.5	1760.6	1748.6	1744.9
20°	2097.9	2075.2	2011.7	1939.4	1893.6	1832.9	1760.6	1699.5	1661.5	1643.9	1640.7
22.5°	2156.2	2119.6	2042.7	1961.2	1884.8	1778.2	1664.8	1575.8	1523.0	1499.4	1501.2
25°	2213.2	2162.2	2075.2	1976.5	1840.3	1681.9	1531.4	1422.0	1360.9	1334.5	1333.6
27.5°	2263.2	2205.3	2110.4	1964.0	1757.4	1544.8	1373.4	1266.9	1215.9	1193.2	1189.5
30°	2320.7	2259.5	2157.1	1916.3	1636.0	1386.4	1219.2	1144.1	1108.0	1085.3	1081.1
32.5°	2390.6	2333.2	2195.6	1829.7	1480.9	1221.0	1098.7	1046.4	1013.5	988.0	983.4
35°	2492.5	2430.4	2205.3	1705.5	1310.4	1090.4	1010.2	956.5	912.1	879.2	875.9
37.5°	2620.3	2552.3	2183.1	1544.8	1145.0	1005.6	936.6	870.4	812.5	766.1	758.7
40°	2804.7	2701.9	2121.5	1359.5	1023.2	940.3	864.8	789.3	717.5	663.3	652.7
42.5°	3026.1	2877.4	2027.0	1175.2	933.8	874.1	793.5	699.9	631.3	592.9	587.3
45°	3307.7	3059.9	1895.9	1014.0	845.8	807.8	716.6	630.4	587.8	559.6	554.9
47.5°	3629.2	3264.7	1758.3	882.9	771.2	745.8	655.0	599.4	565.6	543.3	539.2
50°	4024.3	3495.8	1612.4	775.4	696.2	671.2	625.8	582.2	555.4	538.2	534.1
52.5°	4469.9	3756.6	1507.3	690.6	634.1	616.1	610.5	573.0	551.2	538.2	534.1
55°	4949.8	4022.0	1393.8	619.3	580.4	585.5	600.3	573.9	559.1	543.3	537.3
57.5°	5430.1	4296.2	1267.3	559.1	537.8	562.8	593.4	575.8	563.3	548.0	542.4
60°	5810.0	4469.9	1071.4	508.6	504.0	537.8	576.7	561.9	545.7	546.1	545.2
62.5°	5987.4	4460.7	855.1	463.7	470.2	504.0	549.8	540.1	526.7	544.7	546.1
65°	5887.8	4238.3	665.6	422.9	434.0	468.8	522.0	529.4	534.1	568.8	573.4
67.5°	5470.0	3805.7	515.5	387.2	401.1	444.7	524.8	576.7	582.7	619.3	618.8
69°	5037.8	3399.9	447.9	368.7	384.9	450.7	560.9	606.8	584.1	623.0	617.5
70°	4675.6	3078.9	411.8	356.2	377.5	461.4	585.0	606.3	577.2	610.5	601.2
72.5°	3601.0	2215.0	349.3	333.0	352.5	441.4	592.0	592.9	560.9	567.4	551.7
75°	2469.8	1399.8	304.8	301.5	314.5	397.9	569.7	566.5	518.8	509.5	496.6
77.5°	1361.8	711.0	258.9	271.4	280.2	352.5	517.9	513.2	473.9	454.4	449.8
80°	525.3	311.3	218.6	241.3	246.9	305.3	453.9	449.8	416.9	391.9	384.9
82.5°	198.3	163.0	180.6	208.9	207.1	252.0	384.5	382.1	350.2	313.6	302.5
85°	91.7	97.7	143.1	172.3	158.9	186.7	307.6	311.7	272.8	229.3	229.3
87.5°	38.9	54.7	101.4	130.2	107.0	126.0	225.6	215.4	197.8	137.1	128.8
90°	0.0	0.0	0.0	0.0	0.0	0.0	0.0	0.0	0.0	0.0	0.0

Signify Classified - Internal
Cooper Lighting Solutions Photometric Lab
1121 Highway 74 South
Peachtree City, GA 30269

Scaled Data Report



Report Generated By 670245982

Signify Classified - Internal
Cooper Lighting Solutions Photometric Lab
1121 Highway 74 South
Peachtree City, GA 30269

Scaled Data Report



Signify Classified - Internal
Cooper Lighting Solutions Photometric Lab
1121 Highway 74 South
Peachtree City, GA 30269

Scaled Data Report



Signify Classified - Internal
Cooper Lighting Solutions Photometric Lab
1121 Highway 74 South
Peachtree City, GA 30269

Scaled Data Report





--- HS — SS

Signify Classified - Internal
Cooper Lighting Solutions Photometric Lab
1121 Highway 74 South
Peachtree City, GA 30269

Scaled Data Report



u

Signify Classified - Internal
Cooper Lighting Solutions Photometric Lab
1121 Highway 74 South
Peachtree City, GA 30269

Scaled Data Report



Signify Classified - Internal
Cooper Lighting Solutions Photometric Lab
1121 Highway 74 South
Peachtree City, GA 30269

Scaled Data Report



(END OF REPORT)